

Warranty

Royal offers an exclusive lifetime, non-prorated, fully transferable to lifetime non-prorated limited warranty with the exclusive Dura™ Color Protection.



MEMBERSHIPS



APPROVALS / LISTINGS



ICBO
ER-4923

BOCA
99-29

SBCCI
9826A

CCMC LISTING
12244-L



MEA
233-92-M

SOFFIT
STANDARD
ASTM D4477

VINYL SIDING
STANDARD
ASTM D3679

TEXAS DEPT.
OF INSURANCE
EC-28

*Consult the VSI Web site at www.vinylsiding.org for a current list of certified products.



Royal Building Products

Great Ideas Taking Shape.

www.royalbuildingproducts.com

AUTHORIZED DEALER

CR350PA/1583033 02/09

Complete

the picture...

accessorize



Royal Building Products

Great Ideas Taking Shape.

www.royalbuildingproducts.com

add the
distinctive
crowning touch

If you're as passionate about your home as we are about our products, you'll want to incorporate the bold designs of Royal accessories. They bring out a home's best attributes by accentuating and adding visual touches of elegance. From window trims and corner posts to mouldings and transition trims, Royal accessories add the definitive crowning touch by complementing your home's natural beauty. So don't just side your home, complete the picture with Royal's decorative accessories. The stylish answer to all your design needs.

Designer 20' Corner Post with Foam/Matte Finish

Pieces per carton..... 5
Length per piece 20' / 6.10 m
Linear feet per carton..... 100' / 30.5 m
Approx. weight per carton 62 lb. / 28 kg
Product code..... **DESFOAMOC**



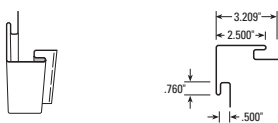
5" Outside Corner Post with Foam/Matte Finish

Pieces per carton 5
Length per piece 20' / 6.10 m
Linear feet per carton..... 100' / 30.5 m
Approx. weight per carton 62 lb. / 28 kg
Product code..... **078DPOCP20**



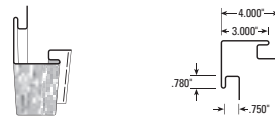
1/2" Outside Corner Post/Matte Finish

Pieces per carton..... 10
Length per piece 10' / 3.05 m
Linear feet per carton..... 100' / 30.5 m
Approx. weight per carton..... 27 lb. / 12.25 kg
Product code..... **012MOCP**



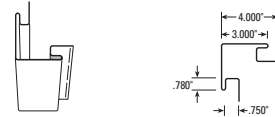
Universal Outside Corner Post/Matte, Universal Woodgrain and Select Laminates Finish

Pieces per carton..... 10
Length per piece 10' / 3.05 m
Linear feet per carton..... 100' / 30.5 m
Approx. weight per carton..... 35.3 lb. / 16 kg
Product code..... (Matte) **034MOP**
.....(Univ. Woodgrain) **034UWGOCP**, (Sel. Laminates) **034SLOCP**



Universal Outside Corner Post 12'/Matte Finish

Pieces per carton..... 10
Length per piece 12' / 3.66 m
Linear feet per carton..... 120' / 36.6 m
Approx. weight per carton..... 36.4 lb. / 16.5 kg
Product code..... **034MOP12**



Designer 20' Corner Post/Matte Finish


Pieces per carton..... 5
Length per piece 20' / 6.10 m
Linear feet per carton..... 100' / 30.5 m
Approx. weight per carton..... 57.2 lb. / 26 kg
Product code..... **DES078OCP**



Fluted Corner Post/Matte Finish

Pieces per carton..... 5
Length per piece 20' / 6.10 m
Linear feet per carton..... 100' / 30.5 m
Approx. weight per carton..... 40.8 lb. / 18.5 kg
Product code..... **FLUOCP**

REQUIRES J-CHANNEL



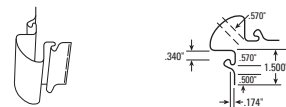
20' Colonial Outside Corner Post/Matte Finish

Pieces per carton..... 5
Length per piece 20' / 6.10 m
Linear feet per carton..... 100' / 30.5 m
Approx. weight per carton..... 34.2 lb. / 15.5 kg
Product code..... **COLOCP**



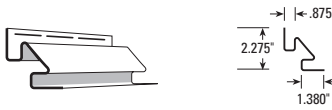
Designer Quarter Round Corner Starter

Pieces per carton..... 4
Length per piece 20' / 6.10 m
Linear feet per carton..... 80' / 24.4 m
Approx. weight per carton..... 18.4 lb. / 8.36 kg
Product code..... **BEAOC**



Universal Inside Corner/Matte and Select Laminates Finish

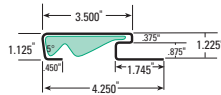
Pieces per carton	5
Length per piece	10' / 3.05 m
Linear feet per carton	50' / 15.2 m
Approx. weight per carton	11 lb. / 5 kg
Product code	(Matte) 078MIP2, (Sel. Laminates) 078CSMIP



3-1/2" Designer Window Casing with Foam/Matte Finish

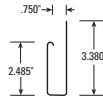
Pieces per carton	5
Length per piece	20' / 6.10 m
Linear feet per carton	100' / 30.5 m
Approx. weight per carton	22.7 lb. / 10.31 kg
Product code	DWC312078DP

DESIGNER WINDOW CASING STARTER STRIP REQUIRED



Designer Window Casing/Matte Finish

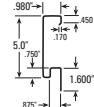
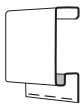
Pieces per carton	8
Length per piece	12' 6" / 3.81 m
Linear feet per carton	100' / 30.5 m
Approx. weight per carton	26.84 lb. / 12.5 kg
Product code	DWC078



5" Designer Window Casing/Matte Finish

Pieces per carton	5
Length per piece	20' / 6.10 m
Linear feet per carton	100' / 30.5 m
Approx. weight per carton	33 lb. / 15 kg
Product code	5TT2

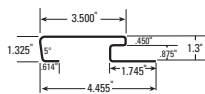
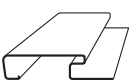
DESIGNER WINDOW CASING STARTER STRIP REQUIRED



3-1/2" Designer Window Casing

Pieces per carton	5
Length per piece	20' / 6.10 m
Linear feet per carton	100' / 30.5 m
Approx. weight per carton	29.7 lb. / 13.5 kg
Product code	DWC312078

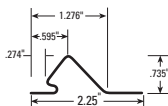
DESIGNER WINDOW CASING STARTER STRIP REQUIRED



3-1/2" and 5" Designer Window Casing Starter Strip

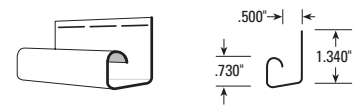
Pieces per carton	25
Length per piece	12' / 3.66 m
Linear feet per carton	300' / 91.4 m
Approx. weight per carton	33.1 lb. / 15 kg
Product code	SSDWC

REQUIRED FOR DESIGNER WINDOW CASING



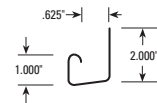
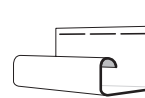
1/2" J-Channel/Matte Finish

Pieces per carton	40
Length per piece	12' 6" / 3.81 m
Linear feet per carton	500' / 152.4 m
Approx. weight per carton	41.9 lb. / 19 kg
Product code	012MJC



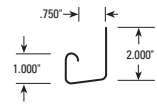
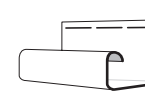
5/8" J-Channel/Matte and Select Laminates Finish

Pieces per carton	40
Length per piece	12' 6" / 3.81 m
Linear feet per carton	500' / 152.4 m
Approx. weight per carton	48.5 lb. / 22 kg
Product code	(Matte) 0581MJC, (Sel. Laminates) 058CSJCG



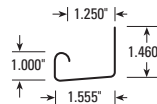
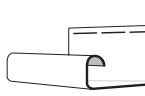
Universal J-Channel 1" Face/Matte Finish

Pieces per carton	40
Length per piece	12' 6" / 3.81 m
Linear feet per carton	500' / 152.4 m
Approx. weight per carton	52.25 lb. / 23.75 kg
Product code	0341MJC



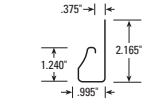
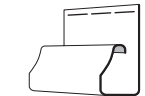
1-1/4" J-Channel 1" Face/Matte Finish

Pieces per carton	40
Length per piece	12' 6" / 3.81 m
Linear feet per carton	500' / 152.4 m
Approx. weight per carton	58.31 lb. / 26.5 kg
Product code	1141MJC



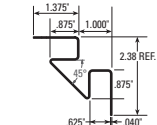
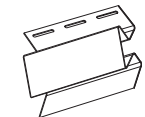
3/8" Designer Crown J/Matte Finish

Pieces per carton	24
Length per piece	12' 6" / 3.81 m
Linear feet per carton	300' / 91.4 m
Approx. weight per carton	39.7 lb. / 18 kg
Product code	DCJ038



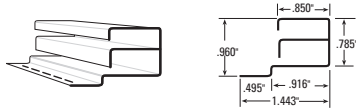
Soffit Transition Trim/ Matte Finish

Pieces per carton	10
Length per piece	12' 6" / 3.81 m
Linear feet per carton	125' / 38 m
Approx. weight per carton	26 lb. / 12 kg
Product code	STT



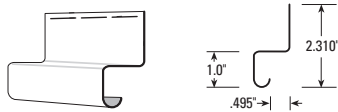
Dual Undersill Trim

Pieces per carton.....	20
Length per piece.....	12' 6" / 3.81 m
Linear feet per carton.....	250' / 76.2 m
Approx. weight per carton.....	58 lb. / 26.4 kg
Product code.....	DUT



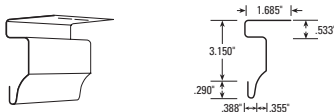
Vertical Base Trim/Matte Finish

Pieces per carton.....	24
Length per piece.....	12' 6" / 3.81 m
Linear feet per carton.....	300' / 91.4 m
Approx. weight per carton.....	26.9 lb. / 12.2 kg
Product code.....	MVBT



Designer Crown Moulding/Matte Finish

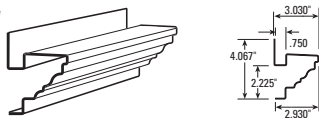
Pieces per carton.....	10
Length per piece.....	10' / 3.05 m
Linear feet per carton.....	100' / 30.5 m
Approx. weight per carton.....	40.8 lb. / 18.5 kg
Product code.....	DCM



Crown Moulding/Matte Finish

Pieces per carton.....	10
Length per piece.....	10' / 3.05 m
Linear feet per carton.....	100' / 30 m
Approx. weight per carton.....	30 lb. / 13.5 kg
Product code.....	CM

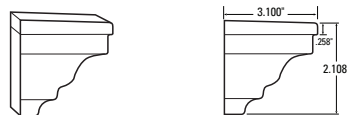
SEE END CAP BELOW



Crown Moulding End Cap*/Matte Finish

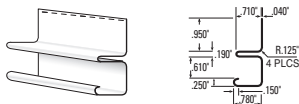
Sets per carton.....	10
Length per piece.....	NA
Linear feet per carton.....	NA
Approx. weight per carton.....	.62 lb. / .28 kg
Product code.....	CMEC

*END CAPS COME IN SETS OF TWO. MUST BE USED WITH CROWN MOULDING.



Frieze Trim/Matte Finish

Pieces per carton.....	24
Length per piece.....	12' 6" / 3.81 m
Linear feet per carton.....	300' / 91.4 m
Approx. weight per carton.....	38.6 lb. / 17.5 kg
Product code.....	FT



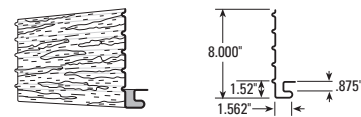
T-Trim/Matte Finish

Pieces per carton.....	20
Length per piece.....	10' / 3.05 m
Linear feet per carton.....	200' / 61 m
Approx. weight per carton.....	41.9 lb. / 19 kg
Product code.....	T-TRIM



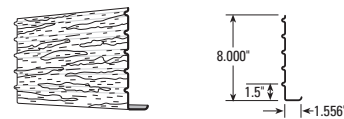
Fascia J/Royal Crest Woodgrain Finish

Pieces per carton.....	15
Length per piece.....	10' / 3.05 m
Linear feet per carton.....	150' / 45.74 m
Approx. weight per carton.....	53 lb. / 24 kg
Product code.....	FJ



Fascia L/Royal Crest Woodgrain Finish

Pieces per carton.....	20
Length per piece.....	10' / 3.05 m
Linear feet per carton.....	200' / 61 m
Approx. weight per carton.....	55.7 lb. / 25.25 kg
Product code.....	FL2



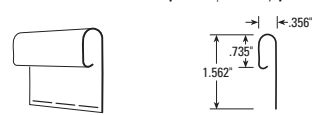
Starter Strip

Pieces per carton.....	40
Length per piece.....	12' 6" / 3.81 m
Linear feet per carton.....	500' / 152.4 m
Approx. weight per carton.....	65 lb. / 29.5 kg
Product code.....	SSO1



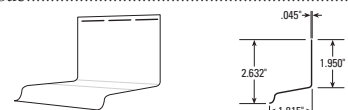
Finish Trim/Matte and Select Laminates Finish

Pieces per carton.....	20
Length per piece.....	12' 6" / 3.81 m
Linear feet per carton.....	250' / 76.2 m
Approx. weight per carton.....	19.8 lb. / 9 kg
Product code.....	(Matte) MFT2, (Sel. Laminates) CSFTG2



Drip Cap Wide/Matte Finish

Pieces per carton.....	40
Length per piece.....	12' 6" / 3.81 m
Linear feet per carton.....	500' / 152.4 m
Approx. weight per carton.....	56.2 lb. / 25.5 kg
Product code.....	MDC2





Drip Cap Wide




Inside
Corner Post




Designer Crown
Moulding



5" Designer
Window Casing



J-Channel



Frieze Trim



Designer Crown
J-Channel




T-Trim



Crown Moulding



Designer Quarter Round
Corner Starter




3.5" Designer
Window Casing



Outside
Corner Post



Designer 20' Outside
Corner Post



20' Colonial Outside
Corner Post



Product

Color availability

	White	Linon	Beige	Wine Cream	Sand	Heather	Mica	Gray	Darkwood	Staining	Harvard Stone	Hazelnut	Gray	Blue Gray	Soft Maple	Yellow	Green	Midnight Brown
DESIGNER 20" CORNER POST (WITH OR WITHOUT FOAM)	•	•	•	•	•	•	•	•	•	•	•	•	•	•	•	•	•	•
5" OUTSIDE CORNER POST WITH FOAM	•	•	•	•	•	•	•	•	•	•	•	•	•	•	•	•	•	•
1/2" OUTSIDE CORNER POST	•	•	•	•	•	•	•	•	•	•	•	•	•	•	•	•	•	•
UNIVERSAL OUTSIDE CORNER POST* -MATE FINISH	•	•	•	•	•	•	•	•	•	•	•	•	•	•	•	•	•	•
UNIVERSAL OUTSIDE CORNER POST* WOODGRAIN	•	•	•	•	•	•	•	•	•	•	•	•	•	•	•	•	•	•
UNIVERSAL OUTSIDE CORNER POST 12"	•	•	•	•	•	•	•	•	•	•	•	•	•	•	•	•	•	•
FLUTED CORNER POST	•	•	•	•	•	•	•	•	•	•	•	•	•	•	•	•	•	•
20" COLONIAL OUTSIDE CORNER POST	•	•	•	•	•	•	•	•	•	•	•	•	•	•	•	•	•	•
DESIGNER QUARTER ROUND CORNER STARTER	•	•	•	•	•	•	•	•	•	•	•	•	•	•	•	•	•	•
UNIVERSAL INSIDE CORNER	•	•	•	•	•	•	•	•	•	•	•	•	•	•	•	•	•	•
3-1/2" DESIGNER WINDOW CASING WITH FOAM	•	•	•	•	•	•	•	•	•	•	•	•	•	•	•	•	•	•
3-1/2" DESIGNER WINDOW CASING	•	•	•	•	•	•	•	•	•	•	•	•	•	•	•	•	•	•
DESIGNER WINDOW CASING	•	•	•	•	•	•	•	•	•	•	•	•	•	•	•	•	•	•
5" DESIGNER WINDOW CASING	•	•	•	•	•	•	•	•	•	•	•	•	•	•	•	•	•	•
3-1/2" AND 5" DESIGNER WINDOW CASING STARTER STRIP	•	•	•	•	•	•	•	•	•	•	•	•	•	•	•	•	•	•
1/2" J-CHANNEL	•	•	•	•	•	•	•	•	•	•	•	•	•	•	•	•	•	•
UNIVERSAL J-CHANNEL 1" FACE	•	•	•	•	•	•	•	•	•	•	•	•	•	•	•	•	•	•
1-1/4" J-CHANNEL 1" FACE	•	•	•	•	•	•	•	•	•	•	•	•	•	•	•	•	•	•
3/8" DESIGNER CROWN J	•	•	•	•	•	•	•	•	•	•	•	•	•	•	•	•	•	•
SOFT TRANSITION TRIM	•	•	•	•	•	•	•	•	•	•	•	•	•	•	•	•	•	•
DUAL UNDERSILL TRIM	•	•	•	•	•	•	•	•	•	•	•	•	•	•	•	•	•	•
VERTICAL BASE TRIM	•	•	•	•	•	•	•	•	•	•	•	•	•	•	•	•	•	•
DESIGNER CROWN MOULDING	•	•	•	•	•	•	•	•	•	•	•	•	•	•	•	•	•	•
CROWN MOULDING	•	•	•	•	•	•	•	•	•	•	•	•	•	•	•	•	•	•
CROWN MOULDING END CAP	•	•	•	•	•	•	•	•	•	•	•	•	•	•	•	•	•	•
FRIEZE TRIM	•	•	•	•	•	•	•	•	•	•	•	•	•	•	•	•	•	•
F-TRIM	•	•	•	•	•	•	•	•	•	•	•	•	•	•	•	•	•	•
FASCIA J ROYAL CREST WOODGRAIN	•	•	•	•	•	•	•	•	•	•	•	•	•	•	•	•	•	•
FASCIA L ROYAL CREST WOODGRAIN	•	•	•	•	•	•	•	•	•	•	•	•	•	•	•	•	•	•
STARTER STRIP	•	•	•	•	•	•	•	•	•	•	•	•	•	•	•	•	•	•
FINISH TRIM	•	•	•	•	•	•	•	•	•	•	•	•	•	•	•	•	•	•
DRIP CAP WIDE	•	•	•	•	•	•	•	•	•	•	•	•	•	•	•	•	•	•

Product

Color availability

	Champagne	Types	Saffron	Sage	Pebble Gray	Keaton Gray	Mountain Blue	Natural Cedar	Cheapeake Green	Hempden Blue	Heritage Blue	Charcoal Gray	Country Green	Rust Red	Highland Cedar	Madison Green	Blue Spruce	Red Cedar
DESIGNER 20" CORNER POST (WITH OR WITHOUT FOAM)	•	•	•	•	•	•	•	•	•	•	•	•	•	•	•	•	•	•
5" OUTSIDE CORNER POST WITH FOAM	•	•	•	•	•	•	•	•	•	•	•	•	•	•	•	•	•	•
UNIVERSAL OUTSIDE CORNER POST*	•	•	•	•	•	•	•	•	•	•	•	•	•	•	•	•	•	•
UNIVERSAL INSIDE CORNER POST	•	•	•	•	•	•	•	•	•	•	•	•	•	•	•	•	•	•
3-1/2" DESIGNER WINDOW CASING (WITH FOAM)	•	•	•	•	•	•	•	•	•	•	•	•	•	•	•	•	•	•
3-1/2" DESIGNER WINDOW CASING (WITHOUT FOAM)	•	•	•	•	•	•	•	•	•	•	•	•	•	•	•	•	•	•
DESIGNER WINDOW CASING	•	•	•	•	•	•	•	•	•	•	•	•	•	•	•	•	•	•
1/2" J-CHANNEL	•	•	•	•	•	•	•	•	•	•	•	•	•	•	•	•	•	•
5/8" J-CHANNEL	•	•	•	•	•	•	•	•	•	•	•	•	•	•	•	•	•	•
UNIVERSAL J-CHANNEL 1" FACE	•	•	•	•	•	•	•	•	•	•	•	•	•	•	•	•	•	•
1-1/4" J-CHANNEL 1" FACE	•	•	•	•	•	•	•	•	•	•	•	•	•	•	•	•	•	•
DUAL UNDERSILL TRIM	•	•	•	•	•	•	•	•	•	•	•	•	•	•	•	•	•	•
FRIEZE TRIM	•	•	•	•	•	•	•	•	•	•	•	•	•	•	•	•	•	•
FINISH TRIM	•	•	•	•	•	•	•	•	•	•	•	•	•	•	•	•	•	•
DRIP CAP WIDE	•	•	•	•	•	•	•	•	•	•	•	•	•	•	•	•	•	•

PREMIUM COLORS

DARK COLORS

* UNIVERSAL OUTSIDE CORNER FINISHES AVAILABLE - MATE, UNIVERSAL WOODGRAIN AND SELECT LAMINATES.

Colorscapes Collection

Select Laminates